

מערכת תליה לתקרת H SYSTEM

Concealed grid profiles for installation with Metal R-H 215

Key Attributes

- Compatible with U-Profile Primary Grid System
- Alternative independent suspension options
- Security bracket for secure installations

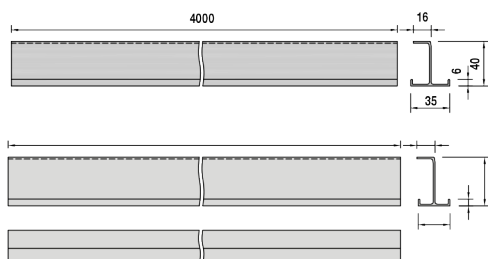
Application area

Retail / Open plan offices / Laboratories / Transport

Physical data

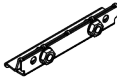



- Material: aluminium
- Colour: n/a

H-PROFILE



Item Nr.	Dimensions mm	Material	Content / Carton pcs	Content / Carton lm	Weight / Carton kg
H-profile 35					
M311400D	4000 x 35 x 40	Aluminium	10	40	16.9

ACCESSORIES

Item Nr.	Description	Material	Dimensions mm	Content / Carton pcs	Weight / Carton kg
	M300343 Connector for H-profile	Galvanised steel	120 x 22 x 20	100	9.5
	M300307 Hanger for H-profile	"	62 x 40 x 47	100	3.8
	M300120 Plug-in clip	"	20 x 21 x 6	100	0.2
	M300235 Security clip	Spring steel	42 x 18 x 22	100	0.7

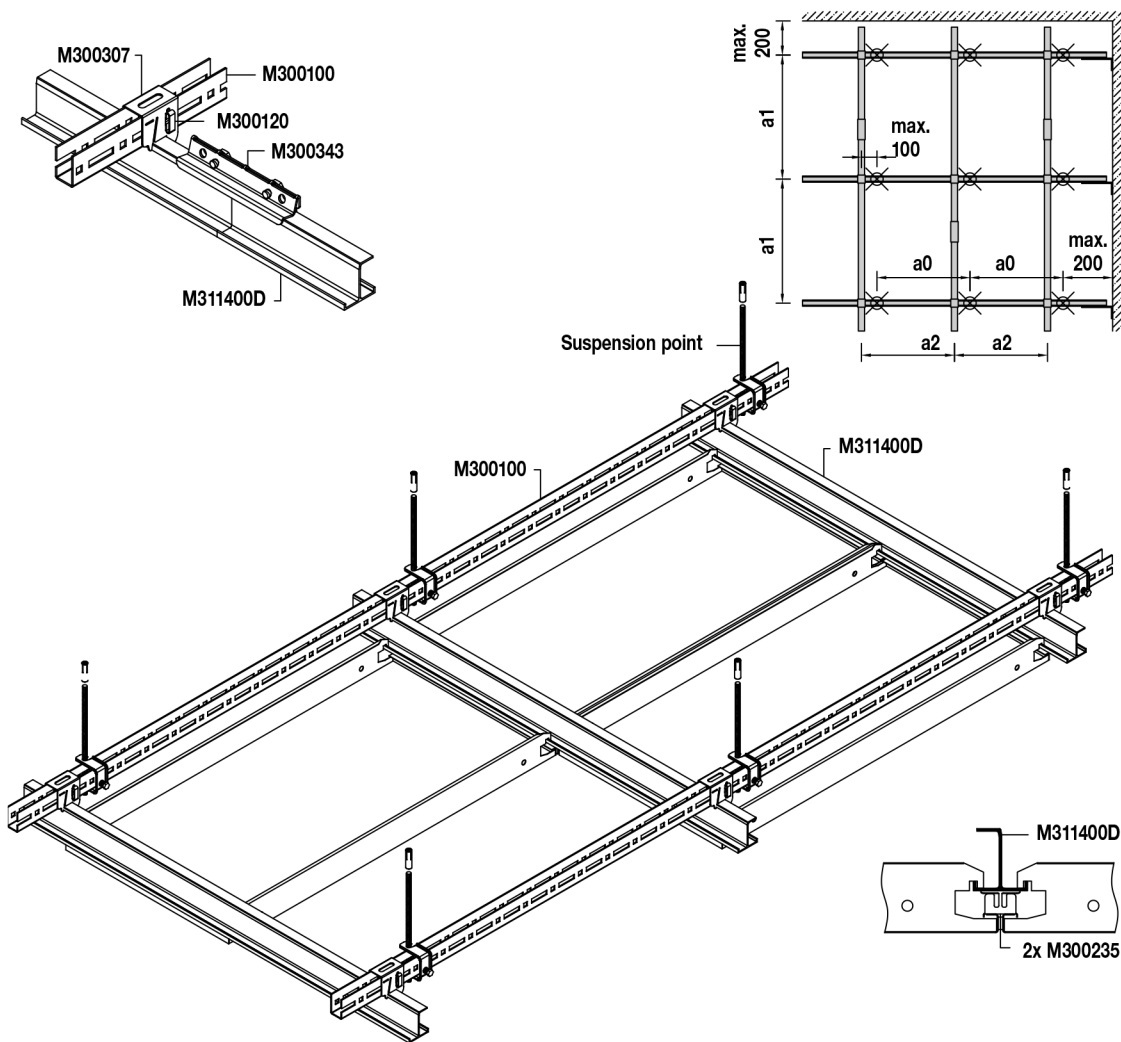
SUSPENSION ACCESSORIES

Item Nr.	Description	Material	Dimensions mm	Content / Carton pcs	Weight / Carton kg
	M300131 Direct hanger for H-profile 35	Galvanised steel	109 x 40 x 30	100	5.2

[/https://www.absotec.co.il](https://www.absotec.co.il)



● SYSTEM DRAWING



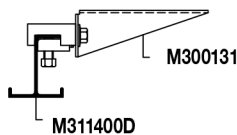
SPACING PARAMETERS

a2 [mm]	600	650	700	750	800	850	900	950	1000	1050	1100	1150	1200	1250	1300	1350	1400	1450	1500	1550	1600	1650	1700	1750	1800	1850	1900	1950	2000	2050	2100	2150	2200	2250	2300	2350	2400	2450	2500	2600	2700	2800	2900	3000	3100	3200	3300
a0 [mm]	1800	1300	1400	1500	1600	1700	900	950	1000	1050	1100	1150	1200	1250	1300	1350	1400	1450	1500	1550	1600	1650	1700	1750	1800	1850	1900	975	1000	1025	1050	1075	1100	1125	1150	1175	1200	1225	1250	1300	1350	1400	1450	1500	1550	1600	1650
a1 [mm]	1900	1900	1900	1900	1900	1900	1900	1900	1900	1900	1900	1900	1900	1900	1900	1900	1900	1850	1850	1800	1800	1750	1750	1700	1700	1650	1650	1600	1600	1550	1550	1500	1500	1450	1450	1400	1400	1350	1300	1250	1250	1200	1150	1150	1100		
a1* [mm]	1700	1650	1600	1550	1550	1500	1450	1450	1400	1400	1350	1350	1300	1300	1300	1250	1250	1250	1200	1200	1200	1200	1150	1150	1150	1150	1100	1100	1100	1100	1100	1100	1050	1050	1050	1050	1050	1050	1000	1000	950	950	900	850	850		

* System with additional load + 4 kg/m²

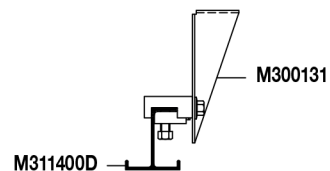
● OPTIONAL SUSPENSION METHOD

Option 1



• Direct hanger

Option 2



[/https://www.absotec.co.il](https://www.absotec.co.il)

